



NUTECH SOLUTIONS

Warm Welcome





NUTECH SOLUTIONS

COSEC Cafeteria Management



NUTECH SOLUTIONS

Cafeteria





NUTECH SOLUTIONS

What is Cafeteria Management?

- Completely Automated Cafeteria Process
- Combination of Hardware and Software
 - ✓ Hardware to Order Food using User's Credential
 - ✓ Software to Process the Payment for Ordered Item
- System Generates Various Consumption and Sales Reports
- User Data Sent to Payroll/Billing Software for Further Action



Matrix Cafeteria Management

- Define Items, Customize Menu and Menu Schedule
- Item Tracking to Prevent Wastage of Food
- Secure and Speedy Transaction
- Prepaid and Postpaid User Accounts
- Item-wise and Department-wise Report Generation



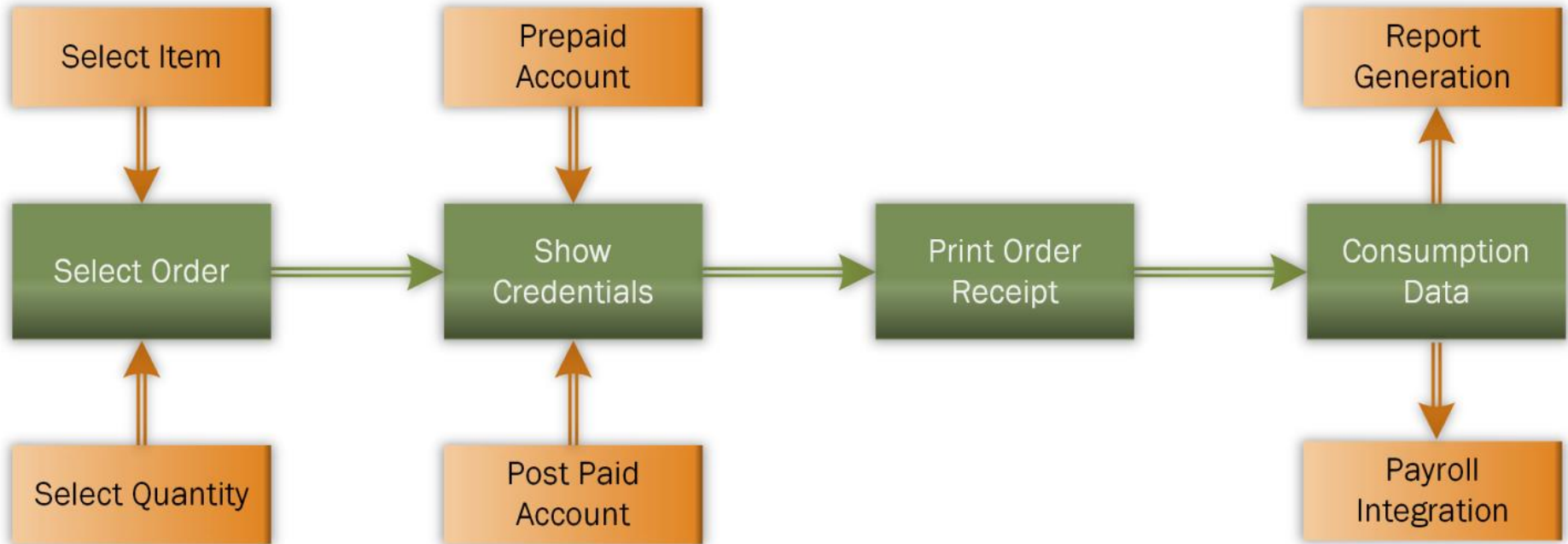
NUTECH SOLUTIONS

Benefits of Cafeteria Management

- Eliminates Human Error in Accounting and Item Orders
- Increases Efficiency by Reducing Time and Cost of Planning
- Significantly Increases User's Satisfaction by Authenticated Data
- Faster and Secure Process through Cashless Transactions
- Monitors and Analyzes Food Usage to Prevent Wastage
- Allows Admin to Focus on More Productive Tasks
- Allows Customization and Updating of Menu
- Reports for Faster Interpretation of Consumption



How Cafeteria Process Works?





NUTECH SOLUTIONS

Why COSEC CMM?

- Comprehensive Solution for All Establishments like Corporates, Hostels, Hospitals etc.
- Completely Scalable and Flexible
- Cashless Transactions
- Customizable Menu and Menu Schedule
- Fingerprint and Card as Credentials for Ordering of Food
- Prepaid and Postpaid Accounts
- Refund on Unavailable Ordered Items
- Export Data to Existing Payroll/Billing Software
- Various Reports in Multiple Formats



Target Customers...



Hospitals



Corporate Offices



Educational Institutes



Factories



Hostels



Hotels



NUTECH SOLUTIONS

Hardware Compatibility

- COSEC DOOR Series
- COSEC NGT Series
- COSEC VEGA Series

COSEC DOOR Series Models



FOP: Access Control & Time-Attendance Terminal



FOT: Time-Attendance Terminal

COSEC NGT Series Model



NGT FCX



reddot design award
winner 2010

COSEC VEGA Series Model

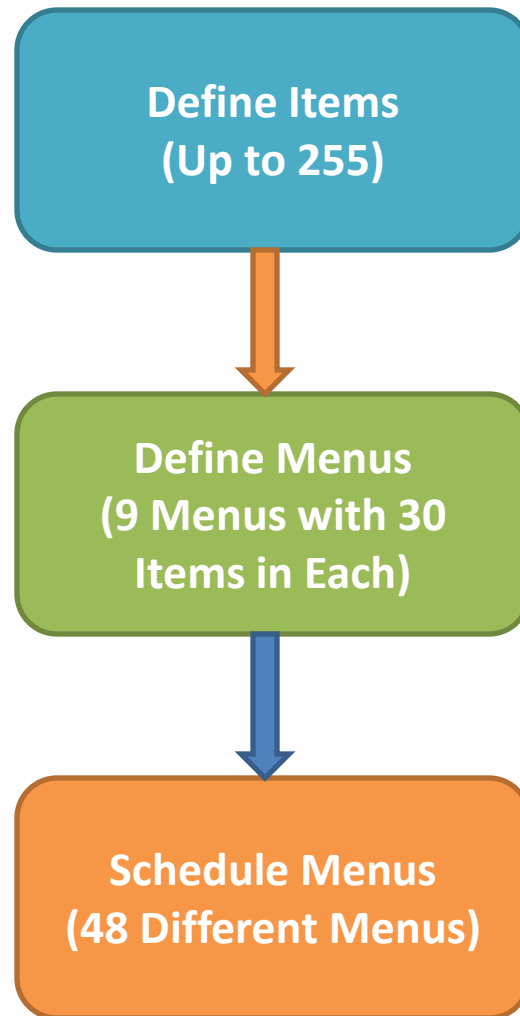


FAX



CAX

Cafeteria Process





Define Items

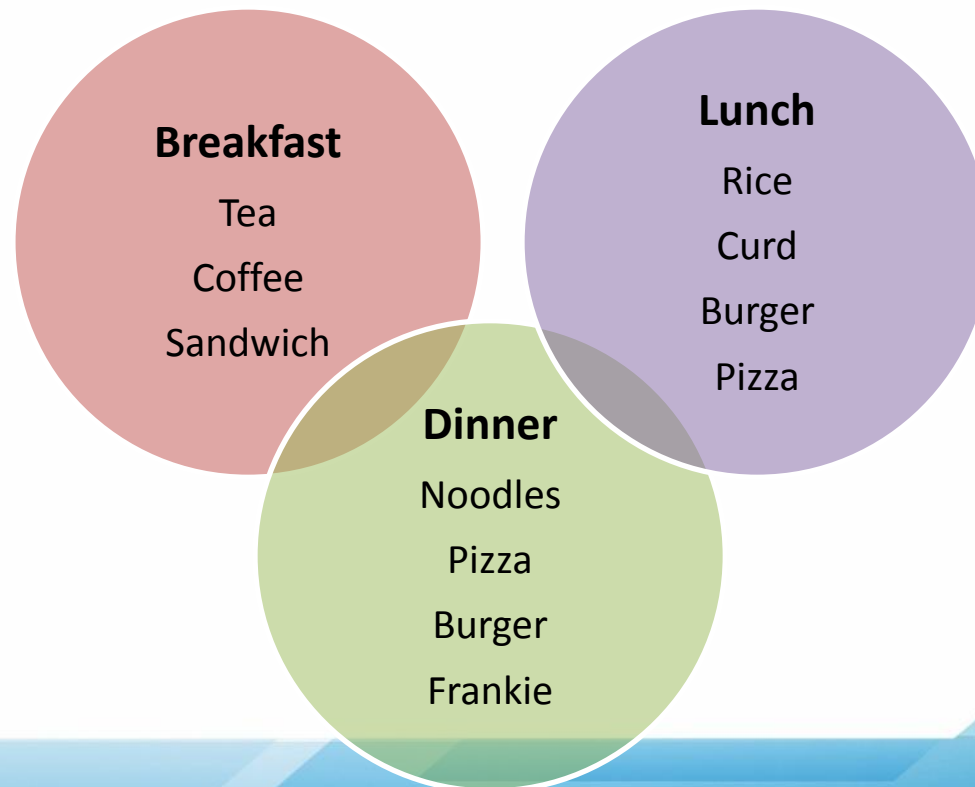
- Define all Available Items
- Define Prices and Discounts if Available
- Define Up to 255 Items

Tea	Rs 10
Coffee	Rs 10
Sandwich	Rs 40
Burger	Rs 60
Pizza	Rs 150
Noodles	Rs 120



Define Menus

- Define Different Menus
- Like Breakfast, Lunch, Dinner
- Define 9 Different Menu with 30 Items in Each Menu





NUTECH SOLUTIONS

Schedule Menus

- Schedule Different Menus at Different Time and Date
- Define 48 Different Menu Schedule per Device
- Put an Item as a Default Item and others as Selective

Key Features





NUTECH SOLUTIONS

Cashless Transactions

- Prepaid or Postpaid Account
- Reduces Human Error in Accounting
- Direct Deduction from Payroll
- Addition to Billing
- Simple Recharge





Auto-Selected Item

- First Item in Each Menu as Default Item
- Saves Time as Browsing of Menu is not Required
- Increased Efficiency with Smaller Queues
- Useful for Cafeteria Serving Fixed Breakfast/Lunch/Dinner
- Most Selling Item can be Set as Default Item





NUTECH SOLUTIONS

Food Planning

- Tracks Item-wise Consumption of Food
- Provides Concrete and Consistent Data for Planning
- Reduces Wastage of Food
- Helps Increase Productivity by Proper Planning





NUTECH SOLUTIONS

Postpaid Account

- Biometric Fingerprint, Smart or Proximity Card
- Define Maximum Credit Permitted per User per Month
- Define a Blocking Limit
- No Need of Managing Cash at all Times
- Bill Deducted Directly from Salary



Prepaid Account

- Smart Card to Store Balance Information
- Simple Recharge Option
- Recharge as and When Needed
- No Need to Keep Cash at all Times
- Maximum Recharge Allowed at a Time is Defined



Blocked Users

- Monitors Postpaid Users
- Helps to Avoid Treacherous Users
- Blocks User if Amount Due Exceeds a Fixed Set Up Limit
- Two Ways to Reinstate a Blocked User
 - ✓ Pay Full or Part of the Due Amount
 - ✓ Increase the Usage Limit



NUTECH SOLUTIONS

Export to Payroll/Billing

- User Need not to worry About Paying their Dues Separately
- Exports Data to Third Party's Software
- Various Formats Like CSV, XML, Text and Excel
- Helps to Save a Lot of Time for Corporates, Institutes and Others



NUTECH SOLUTIONS

Integration with Printer

- Directly Prints Receipt for Ordered Food
- Printer Can be Connected Using
 - ✓ USB Port
 - ✓ LAN
 - ✓ RS-232





NUTECH SOLUTIONS

ESS for Cafeteria Activity

- Web based Portal for Employees
- Check Account Balance in Real-Time
- Helps to Decide the Menu Order in Advance
- Helps in Monitoring the Expenditure
- Apply/Approve for Expenditure Correction



Reports





NUTECH SOLUTIONS

COSEC Reports and Charts

- Wide Range of Reports for Diverse Needs
- Item-wise and Department-wise Reports
- Consumption Reports
- Option to Print and Export Report





Report File Formats

- Export Report in Various File Formats
 - ✓ PDF
 - ✓ XML
 - ✓ Rich Text Format
 - ✓ MS Excel
 - ✓ MS Excel (Data Only)
 - ✓ Crystal Report (RPT)
 - ✓ MS-Word
 - ✓ MS-Word Editable



COSEC Cafeteria Reports

- **Cafeteria Reports**

- ✓ Item-wise Consumption
- ✓ Department-wise Consumption
- ✓ Head Count
- ✓ Sales
- ✓ User Consumption
- ✓ Credit Due
- ✓ Blocked Users
- ✓ User Account Details

Item Report



Matrix Comsec Pvt. Ltd.											Page 1 of 1
Items											
Run by: System Admin						Date: 26/05/2014				12:45	
Item ID	Item Name	Price	Discount	LVL1 (%)	LVL1 Discount	LVL2 (%)	LVL2 Discoun	LVL3 (%)	LVL3 Discount	LVL4 (%)	LVL4 Discount
1	Lunch	40.0	Yes	50.0	20.0	75.0	30.0	0.0	0.0	0.0	0.0
2	Breakfast	10.0	Yes	50.0	5.0	75.0	7.5	0.0	0.0	0.0	0.0
3	Lunch Fac	38.0	Yes	75.0	28.5	50.0	19.0	0.0	0.0	0.0	0.0

Menu Report



Matrix Comsec Pvt. Ltd.								Page 1 of 1	
Menu									
Run by: System Admin						Date: 29/05/2014		11:01	
Menu ID: 1		Menu	Lunch HO		Contains Default Items:		Yes	Active:	Yes
Sr. No	Item	Price	Sr. No	Item	Price	Sr. No	Item	Price	
1	Roti	5	2	Sabji	25	3	Buttermilk	5	
Menu ID: 2		Menu	Breakfast		Contains Default Items:		Yes	Active:	Yes
Sr. No	Item	Price	Sr. No	Item	Price	Sr. No	Item	Price	
1	Tea/Coffee	5	2	Samosa	7	3	Paua	10	
Menu ID: 3		Menu	Lunch Factory		Contains Default Items:		Yes	Active:	Yes
Sr. No	Item	Price	Sr. No	Item	Price	Sr. No	Item	Price	
1	Paratha	5	2	Sabji	25	3	Pualv	20	

Item-wise Consumption Report

Matrix Comsec Pvt. Ltd.						Page 1 of 46	
Item-Wise Consumption from 01/07/2013 to 31/07/2013							
Run by: System Admin						Date: 07/10/2013 17:32	
Sr No	Item Code	Item Name	Quantity	Price/Item	Total Price	Total Discount	Total Payable
User ID :		1003					
Date :		20/07/2013					
1	1	Lunch	1	40.0	40.0	20.0	20.0
				Total	40.0	20.0	20.0
User ID :		1011					
Date :		22/07/2013					
1	1	Lunch	1	40.0	40.0	20.0	20.0
				Total	40.0	20.0	20.0
User ID :		102					
Date :		08/07/2013					
1	1	Lunch	1	40.0	40.0	20.0	20.0
				Total	40.0	20.0	20.0



User-wise Daily Consumption Report

Matrix Comsec Pvt. Ltd.						Page 1 of 17			
User-Wise Daily Consumption from 01/07/2013 to 31/07/2013									
Run by: System Admin						Date:	07/10/2013	17:26	
Sr No	Date	Item ID	Item	Quantity	Price/Item	Total Price	Total Discount	Total Payable	
1003	Umesh M Talanpuri								
1	20/07/2013	1	Lunch	1	40.0	40.0	20.0	20.0	
			Total :	1	40.0	40.0	20.0	20.0	
1011	Parika Pandey								
1	22/07/2013	1	Lunch	1	40.0	40.0	20.0	20.0	
			Total :	1	40.0	40.0	20.0	20.0	
102	Akshay Sheth								
1	08/07/2013	1	Lunch	1	40.0	40.0	20.0	20.0	
2	11/07/2013	1	Lunch	1	40.0	40.0	20.0	20.0	
3	19/07/2013	1	Lunch	1	40.0	40.0	20.0	20.0	
4	20/07/2013	1	Lunch	1	40.0	40.0	20.0	20.0	
			Total :	4	160.0	160.0	80.0	80.0	

Head Count Report

Matrix Comsec Pvt. Ltd.				Page 1 of 3
Head Count From 01/07/2013 to 31/07/2013				
Run by: System Admin			Date: 07/10/2013 17:06	
Date: 01/07/2013				
Sr No.	Menu Code	Menu Name	Device Name	Head Count
1	1	Lunch HO	Canteen HO	123
2	2	Breakfast	Canteen HO	16
Date: 02/07/2013				
Sr No.	Menu Code	Menu Name	Device Name	Head Count
1	1	Lunch HO	Canteen HO	125
2	2	Breakfast	Canteen HO	19
3	3	Lunch Factory	Canteen Factory	102
Date: 03/07/2013				
Sr No.	Menu Code	Menu Name	Device Name	Head Count
1	1	Lunch HO	Canteen HO	146
2	2	Breakfast	Canteen HO	21
3	3	Lunch Factory	Canteen Factory	96

Cafeteria Sales Report



Matrix Comsec Pvt. Ltd.										Page 1 of 6
Cafeteria Sales From 01/07/2013 To 31/07/2013										
Run by: System Admin					Date: 07/10/2013					17:11
Matrix Comsec Pvt. Ltd.										
Date: 01/07/2013		Total Sales Amount: 1190.0			Total Discount: 595.0					
Sr No	Item code	Item Name	Total Quantity	Unit Price	Total Sales	Discount@				
						Level 1	Level 2	Level 3	Level 4	
1	1	Lunch	29	40.0	1160.0	580.0	0.0	0.0	0.0	
2	2	Breakfast	3	10.0	30.0	15.0	0.0	0.0	0.0	
Total Amount:					1190.0	595.0	0.0	0.0	0.0	
Date: 02/07/2013		Total Sales Amount: 1932.0			Total Discount: 597.0		939.0			
Sr No	Item Code	Item Name	Total Quantity	Unit Price	Total Sales	Discount@				
						Level 1	Level 2	Level 3	Level 4	
1	1	Lunch	28	40.0	1120.0	560.0	0.0	0.0	0.0	
2	2	Breakfast	2	10.0	20.0	10.0	0.0	0.0	0.0	
3	3	Lunch Fac	3	36.0	108.0	27.0	0.0	0.0	0.0	
4	3	Lunch Fac	19	36.0	684.0	0.0	342.0	0.0	0.0	
Total Amount:					1932.0	597.0	342.0	0.0	0.0	



NUTECH SOLUTIONS

Thank You

For Further Information Please Contact:

113-A, Periyar Pathai Wast,
Arumbakkam, Chennai-600106.

Phone: +91-44-236 235 04/05

Mobile: +91-89 39 670 670

Email: nutech@nutech.co.in

www.nutechsolution.com